

## BASstat221C – BACnet Communicating Thermostat for Multi-Stage Heating/Cooling

The BASstat series of BACnet-compliant wired or wireless communicating thermostats are BTL listed to ensure effortless integration into BACnet/IP (Wi-Fi) or BACnet MS/TP (EIA-485) networks. These thermostats are suited for single or multi-stage heating, cooling and ventilation binary output control applications such as RTU or AHU. Configurable control algorithm parameters allow adaptability to the specific application. Adaptive control algorithm applied to multi-stage on/off control saves energy and ensures seamless comfort for the occupants. Built in temperature sensor, input for remote temperature sensor, or temperature override network command from Building Automation System. A built-in relative humidity sensor (in 221CH models) allows the thermostat to display relative humidity on the screen as well as serve it as a BACnet object, dew point calculation is also served as a BACnet object (no control action is taken based on humidity). Occupancy status can be set from thermostat buttons or over the BACnet network. Thermostat buttons are optionally lockable to prevent unauthorized control. Digital display with graphical icons is easy to read and understand.

### Versatile Communication in Two Distinct Models

- Both models are BTL listed with B-ASC device profile
- BACnet MS/TP in B2 model MS/TP baud rates 9.6kbps - 76.8kbps
- BACnet/IP in BW2 model 802.11 b/g/n 2.4GHz Wi-Fi

### Flexible Installation

- 24VAC (+/-10%) power input
- Digital Display with graphical icons of operation, °C or °F display
- Single or Multistage, Binary Outputs for RTU or AHU applications
- Manual or Auto-changeover modes



- Occupied / Unoccupied modes with 2 sets of Cool/Heat set points
- Effective run time accumulation for energy consumption calculations
- Built-in temperature sensor
- Built-in relative humidity sensor and dew point calculation value (in 221CH models)
- Remote temperature sensor input (NTC Thermistor 3kΩ)
- Networked current temperature override from BACnet client (BMS)
- Fully Configurable Algorithm control parameters: Deadband, Proportional Gain, Integral Rate, Stage Trip Points, Stage Widths, Short Cycle Delay, Maximum Cycles Per Hour
- Stand-alone operation with setpoints reset and schedule from BACnet BMS or optional full BACnet BMS control
- Non-volatile memory (EEPROM) retains user settings during power loss

- Lockable buttons / user interface
- Operating Environment:
  - 0-50°C, 5-95% RH (non-condensing)
- Wiring: 14 to 22 AWG wires or up to 1.5mm<sup>2</sup> wires
- Dimensions: 94x118x34 mm (W x H x D)
- Mounts directly onto wall, panel, standard 65x65 mm junction box (hole pitch 60 mm) or standard 2x4 inch vertical junction box (hole pitch 83.5 mm)

**BASstat – Overview**

The BASstat’s white backlit LCD display is large and easy to read, even from a distance. It incorporates graphical icons to aid visual indication of current state of operation. Several icons indicate parameters such as: Active Mode, Cooling stage 1 or 2, Heating stage 1 or 2, Ventilation Only, Fan Active, Occupied / Unoccupied state, and Clock icon to indicate Short Cycle Delay or Max Cycles per hour active waiting state. These icons are very useful in indicating the thermostat’s current state of operation.

Six buttons on the BASstat allow users to manipulate temperature set point, change HVAC modes, turn the thermostat ON/OFF, and more. Pressing the Set and Up/Down buttons can manually toggle the thermostat from occupied/unoccupied modes, where BACnet occupancy command is not an option. All 6 of these buttons are lockable in a configurable manner to prevent unauthorized configuration change. Some or all buttons can be locked for application flexibility, making the stat suitable for applications where limited user control is allowed.

**Set-Point Icon**  
Displays set-point temperature while flashing

**Snowflake Icon**  
Indicates working in Cooling mode

**Rising Steam Icon**  
Indicates working in Heating mode

**Wind Icon**  
Indicates working in Ventilation mode

**Working Icon**  
Indicates mechanical Cooling/Heating Stage is engaged

**Fan Status Icons**  
Indicate Fan status AUTO or Continuous. AUTO state when displayed. Fan active when icon is spinning. Fan speed indicator bars (some models are 1 speed only).

**MODE Button**  
Changes modes Heat/Cool/Vent and used for accept/confirm button in Engineering menu

**FAN Button**  
Toggle to change Fan mode: Auto or Continuous

**UP & DOWN Buttons**  
Increase & decrease setting or previous/next item. Hold both buttons for 5 sec. to enter Engineering mode.

**SET Button**  
Toggle Occupied/ Unoccupied Setting

**ON/OFF Button**  
Turn thermostat On or Off

**RH%**  
Value reading (221CH models only)

**LCD**  
Displays temperature and working status

**"1" Icon**  
**"2" Icon**  
Cooling/Heating stage 1 on  
Cooling/Heating stage 2 on

**Sun Icon**  
Indicates Occupied status

**Moon Icon**  
Indicates Unoccupied Status

**Clock Icon**  
Indicates Short Cycle Delay or Max. Cycles per Hour for mechanical stages

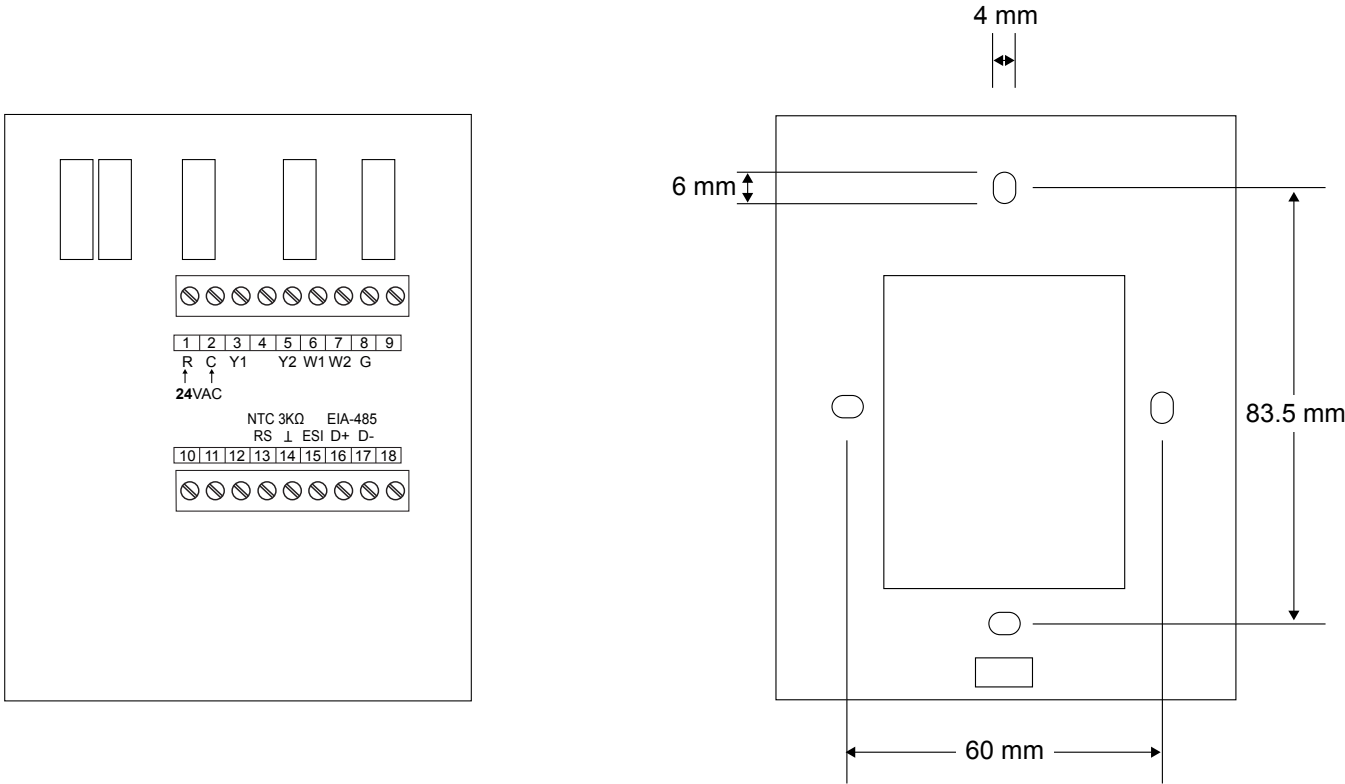
**DP**  
Wi-Fi ACTIVE and connecting to network when flashing. Icon disappears upon successful connection. (BW2 Wi-Fi model only)

# Wiring Diagram

Wiring: 14 to 22 AWG wires or up to 1.5mm<sup>2</sup> wires

Mounts directly onto wall, panel, standard 65x65mm junction box (hole pitch 60 mm) or standard 2x4 inch vertical junction box (hole pitch 83.5 mm)

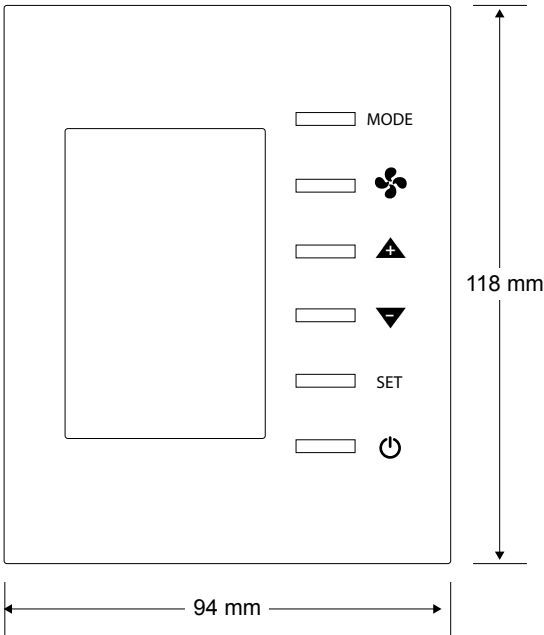
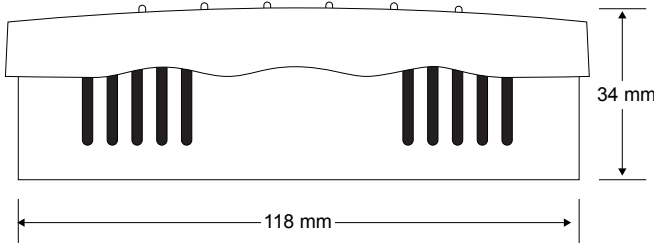
EIA-485 connection to pins 16(+) and 17(-) applicable to B2 - BACnet MS/TP model only. BW2 model uses Wi-Fi connectivity



# Dimensions (all dimensions are in mm)

Dimensions:  
 Width: 94mm  
 Height: 118mm  
 Depth: 34mm

Mounts directly onto wall, panel, standard 65x65mm junction box (hole pitch 60 mm) or standard 2x4 inch vertical junction box (hole pitch 83.5 mm)



## Specifications

### Functional

	<b>B2 model</b>	<b>BW2 model</b>
Compliance	EIA-485	IEEE 802.11b, 802.11g, 802.11n (single stream) 16.5dBm@11b, 14.5dBm@11g 13.5dBm@11n Frequency range: 2400MHz~2484MHz
Protocols supported	BACnet MS/TP	BACnet/IP
Cable length	4000 ft / 1200 m @76.8kbps (max)	N/A
Wi-Fi range	N/A	150ft. as defined by the standard (depending on obstructions) 54Mbps max data rate
Authentication	N/A	WEP, WPA/WPA2 PSK
Maximum Number of Devices	32 MS/TP devices (max)	N/A or depending on Wi-Fi router performance
Temperature Display Range	14 to 140°F (-10 to 60°C)	14 to 140°F (-10 to 60°C)
Temperature Display Resolution	0.1°F (0.1°C)	0.1°F (0.1°C)
Temperature Accuracy	±1.8°F (±1.0°C) with all outputs off	±1.8°F (±1.0°C) with all outputs off
Humidity Display Range (221CH models)	0 to 100 %RH	0 to 100 %RH
Humidity Display Resolution (221CH models)	0.1 %RH	0.1 %RH
Humidity Accuracy (221CH models)	± 2.0 %RH	± 2.0 %RH
Long-term Humidity Sense Drift (221CH models)	<0.25 %RH/year	<0.25 %RH/year

### Electrical

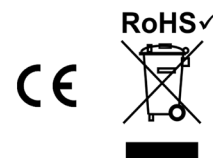
Input	AC only	AC only
Voltage (V, ± 10%)	24	24
Power	5 VA	5 VA
Frequency	47–63 Hz	47–63 Hz

### Environmental/Mechanical

Operating temperature	0°C to +50°C	0°C to +50°C
Storage temperature	-10 to +60°C	-10 to +60°C
Relative humidity	5–95%, noncondensing	5–95%, noncondensing
Protection	IP30	IP30
Weight	0.44 lbs. (.2 kg)	0.44 lbs. (.2 kg)

### Regulatory Compliance

CE Mark; RoHS	
BW2 model Wi-Fi FCCID	P53-EMW3165-P



## Electromagnetic Compatibility

The BASstat complies with the following specifications and bears the CE mark in accordance with the provisions of the Electromagnetic Compatibility (EMC) Directive 2004/108/EC based on the following specifications:

Standard	Test Method	Description
EN 61000-6-2	IEC 61000-4-2	Electrostatic Discharge Immunity
EN 61000-6-2	IEC 61000-4-3	Radiated, Radio-Frequency, Electromagnetic Field Immunity
EN 61000-6-2	IEC 61000-4-4	Electrical Fast Transit/Burst Immunity
EN 61000-6-2	IEC 61000-4-5	Voltage Surge Immunity
EN 61000-6-2	IEC 61000-4-6	Immunity to Conducted Disturbances
EN 61000-6-2	IEC 61000-4-8	Power Frequency Magnetic Field Immunity
EN 61000-6-2	IEC 61000-4-11	Voltage Dips and Interruptions
EN 61000-6-3	IEC 61000-3-2	Limits for Harmonic Current Emissions
EN 61000-6-3	IEC 61000-3-3	Limitation of Voltage Fluctuations and Flicker in Low Voltage Supply Systems

## Ordering Information

<b>Model</b>	<b>Description</b>
BAST-221C-B2	BACnet MS/TP Thermostat 2-Heat, 2-Cool, 1-Fan, Wired
BAST-221C-BW2	BACnet/IP Thermostat 2-Heat, 2-Cool, 1-Fan, Wi-Fi
BAST-221CH-B2	BACnet MS/TP Thermostat 2-Heat, 2-Cool, 1-Fan, RH, Wired
BAST-221CH-BW2	BACnet/IP Thermostat 2-Heat, 2-Cool, 1-Fan, RH, Wi-Fi

**United States**  
Contemporary Control  
Systems, Inc.

Tel: +1 630 963 7070  
Fax: +1 630 963 0109

[info@ccontrols.com](mailto:info@ccontrols.com)

**China**  
Contemporary Controls  
(Suzhou) Co. Ltd

Tel: +86 512 68095866  
Fax: +86 512 68093760

[info@ccontrols.com.cn](mailto:info@ccontrols.com.cn)

**United Kingdom**  
Contemporary Controls Ltd

Tel: +44 (0)24 7641 3786  
Fax: +44 (0)24 7641 3923

[ccl.info@ccontrols.com](mailto:ccl.info@ccontrols.com)

**Germany**  
Contemporary Controls GmbH

Tel: +49 341 520359 0  
Fax: +49 341 520359 16

[ccg.info@ccontrols.com](mailto:ccg.info@ccontrols.com)

[www.ccontrols.com](http://www.ccontrols.com)